SUPPLEMENTARY MATERIAL

South African Journal of Chemistry, 2025

Chemical Speciation of Copper(II) 1,4-Diazepane Derivative of Pentacyclodecane: A Potential Anti-inflammatory Agent

Graham E. Jackson*, Kagiso Mokalane, Hendrik G. Kruger, Oluseye K. Onajole, Ahmed N. Hammouda & Fatin M. Elmagbari

a

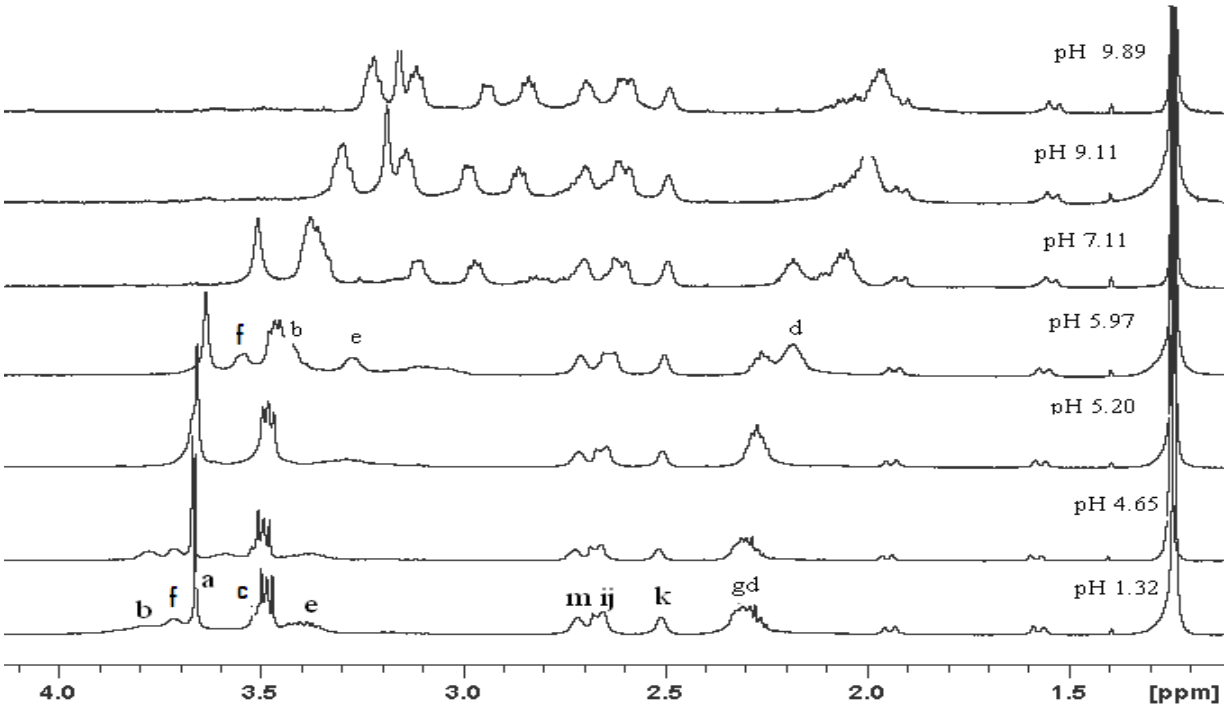

b

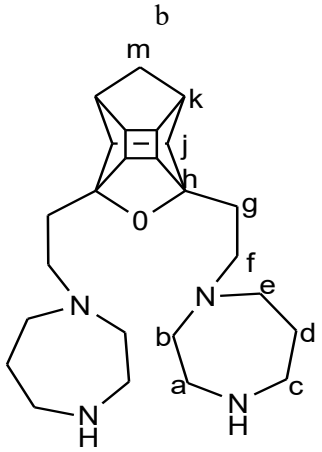

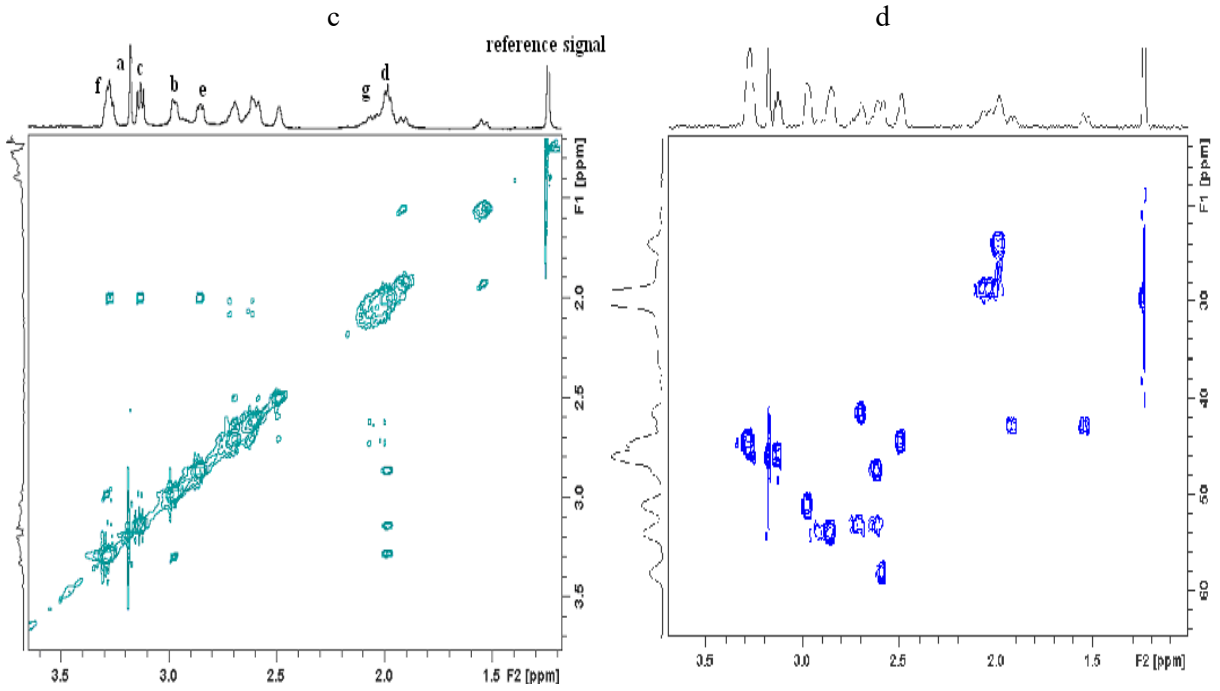

Figure S1(a): ^{1}H NMR spectra of L^{1} as a function of pH. Chemical shifts are given relative to tertiary butyl alcohol as an internal standard. (b) Structural formula of L^{1} showing atom labelling. (c) $^{1}H\backslash^{1}H$ correlated spectrum (COSY) of L^{1} at pH = 8. Chemical shifts are given relative to tertiary butyl alcohol as an internal standard. (d) $^{1}H\backslash^{13}C$ Heteronuclear Correlation spectrum (HSQC) of 7.9952 mM L^{1} solution in D_2O at pH = 8.