Supplementary material to:

M.N. Gueye, M. Dieng, I.E. Thiam, D. Lo, A.H. Barry, M. Gaye and P. Retailleau,

Lanthanide(III) Complexes with Tridentate Schiff Base Ligand, Antioxidant Activity and X-Ray Crystal Structures of the Nd(III) and Sm(III) Complexes,

S. Afr. J. Chem., 2017, **70**, 8–15

^{1}H NMR of HL ; HL =

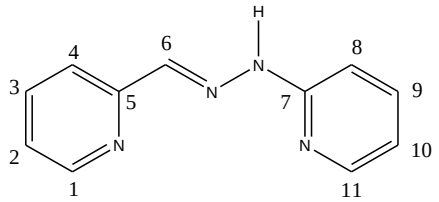



^{13}C NMR of HL

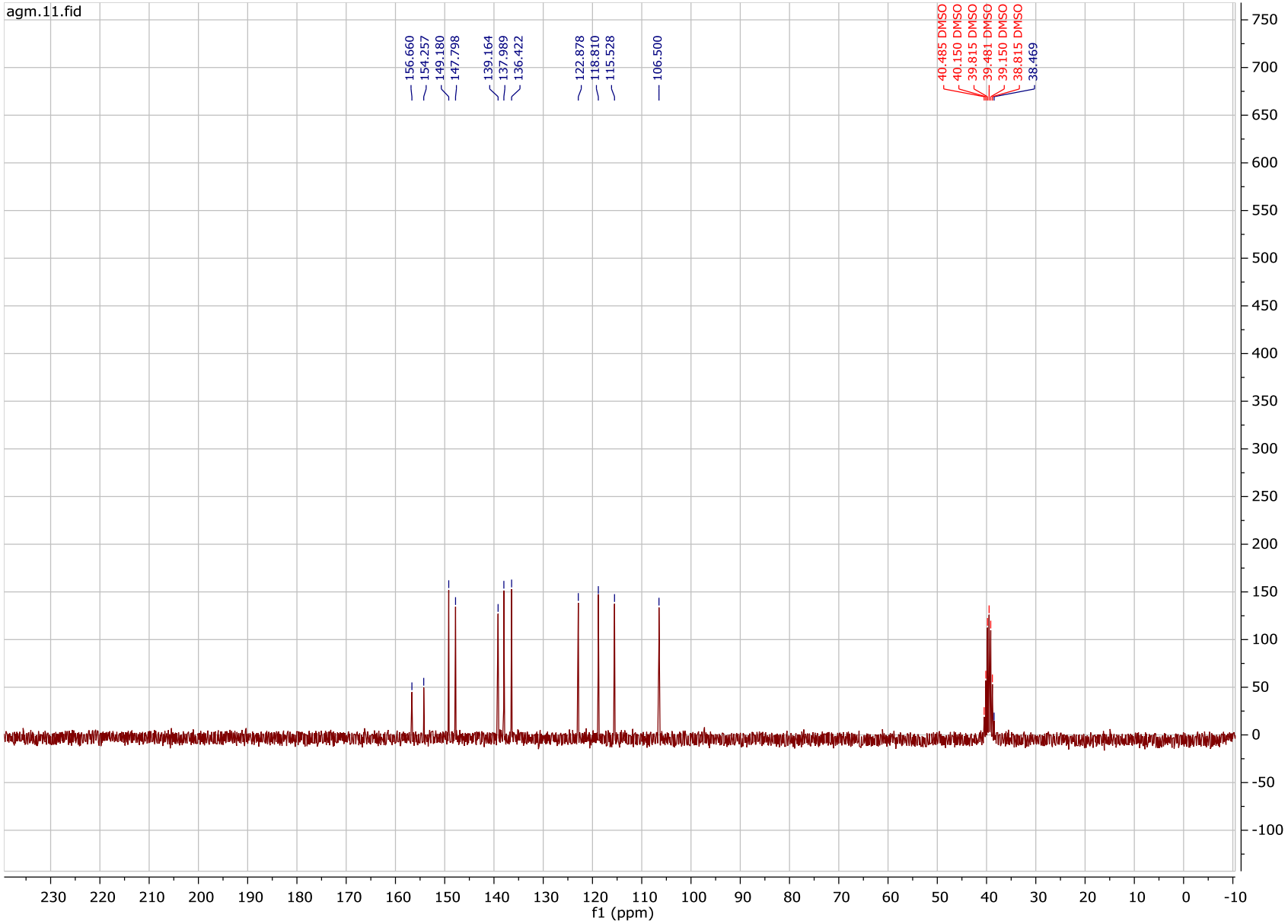
agm.11.fid
156.660
154.257
149.180
147.798
139.164
137.989
136.422
122.878
118.810
115.528
106.500
40.485 DMSO
40.150 DMSO
39.815 DMSO
39.481 DMSO
39.150 DMSO
38.815 DMSO
38.469
f1 (ppm)

^{1}H NMR spectrum of {[Nd(HL)(η^2-CH_3COO)(H_2O)$_2$](μ-CH_3COO)$_2$[Nd(HL)(η^2-CH_3COO)(H_2O)$_2$]}·(NO_3)$_2$

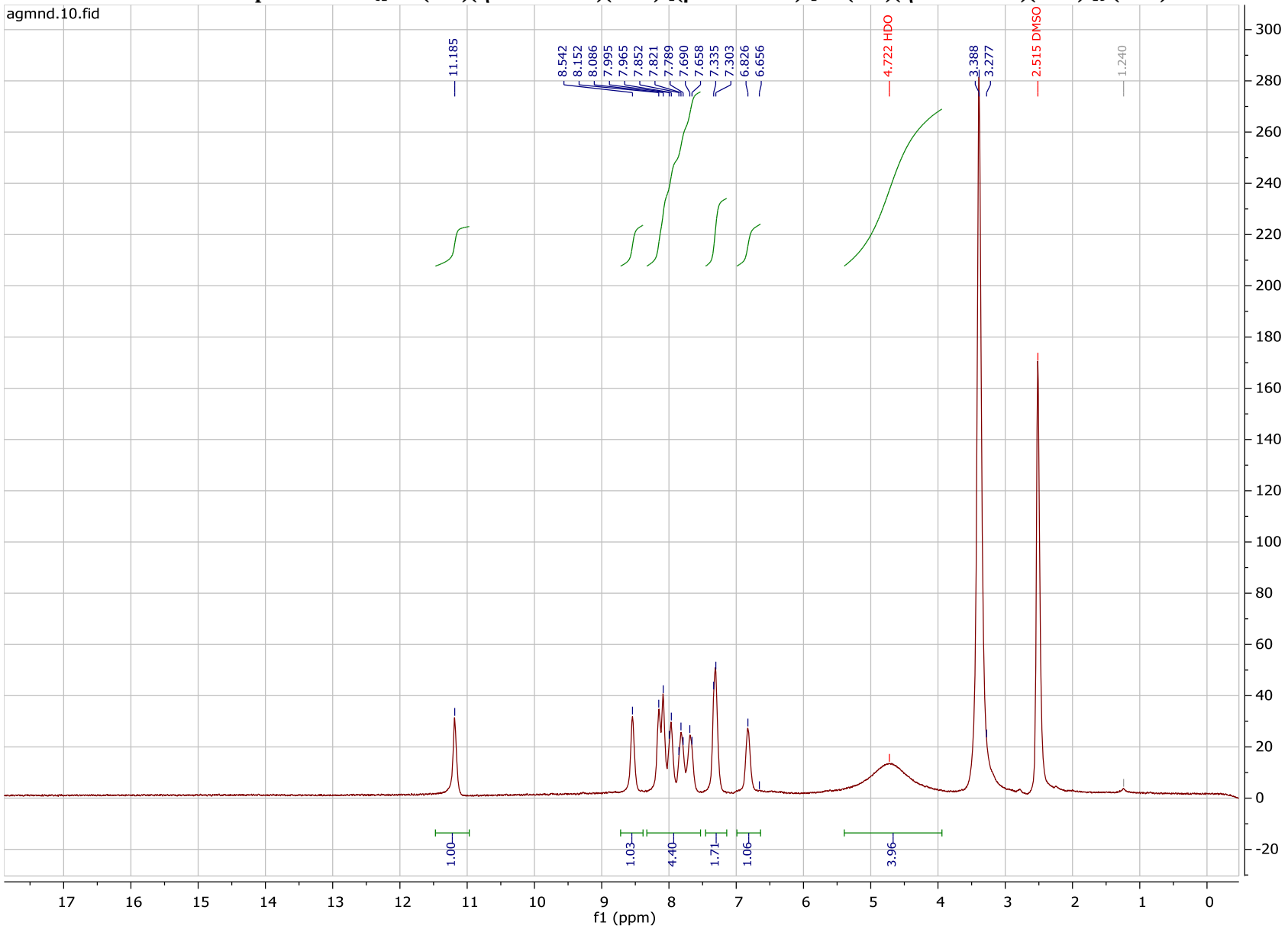

^{13}C NMR spectrum of {[Nd(HL)(η^2-CH$_3$COO)(H$_2$O)$_2$](μ-CH$_3$COO)$_2$[Nd(HL)(η^2-CH$_3$COO)(H$_2$O)$_2$]}·(NO$_3$)$_2$

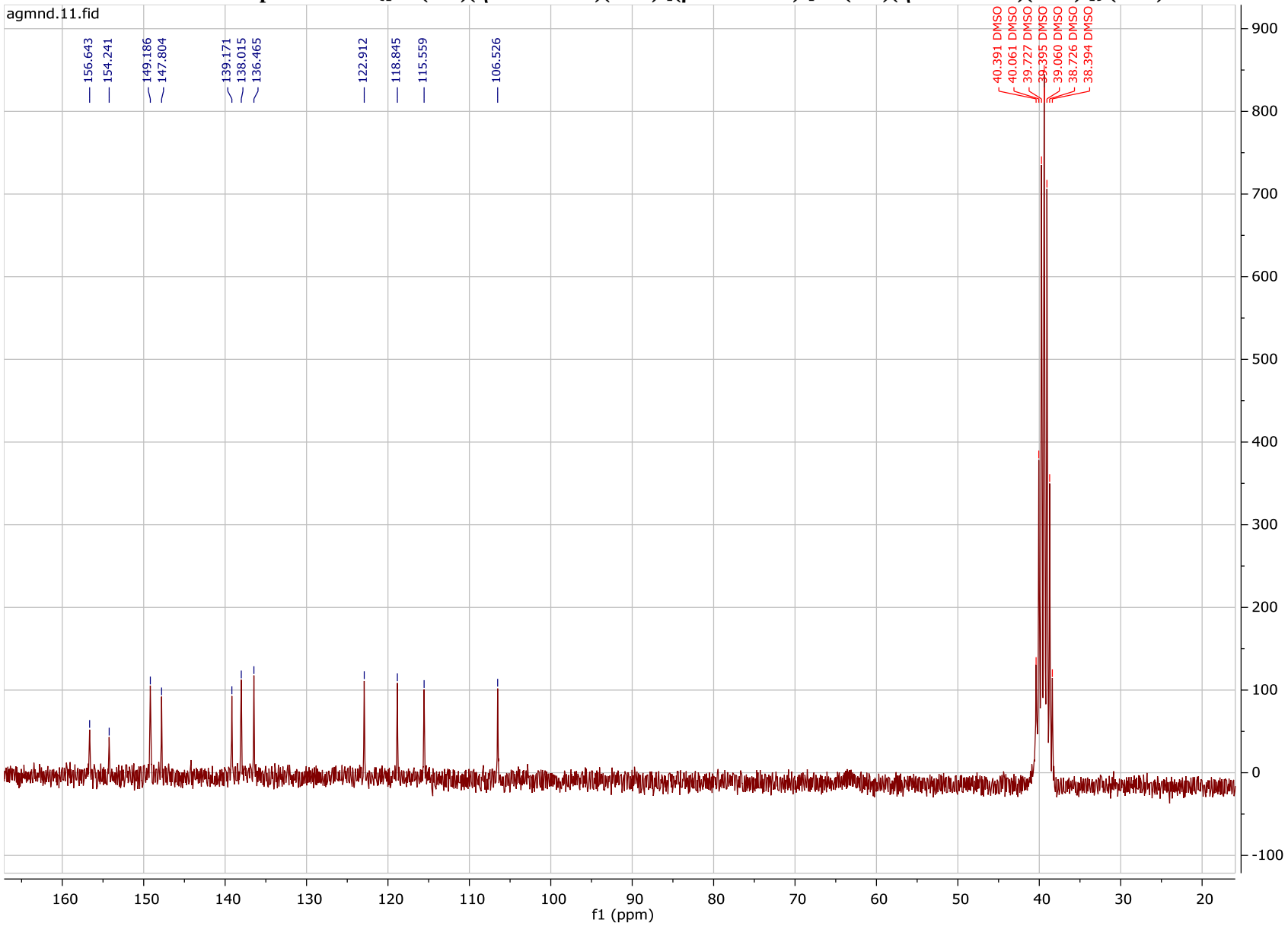

^{1}H NMR spectrum of {[Sm(HL)(η^2-CH_3COO)(H_2O)$_2$](μ-CH_3COO)$_2$[Sm(HL)(η^2-CH_3COO)(H_2O)$_2$]}·(NO_3)$_2$

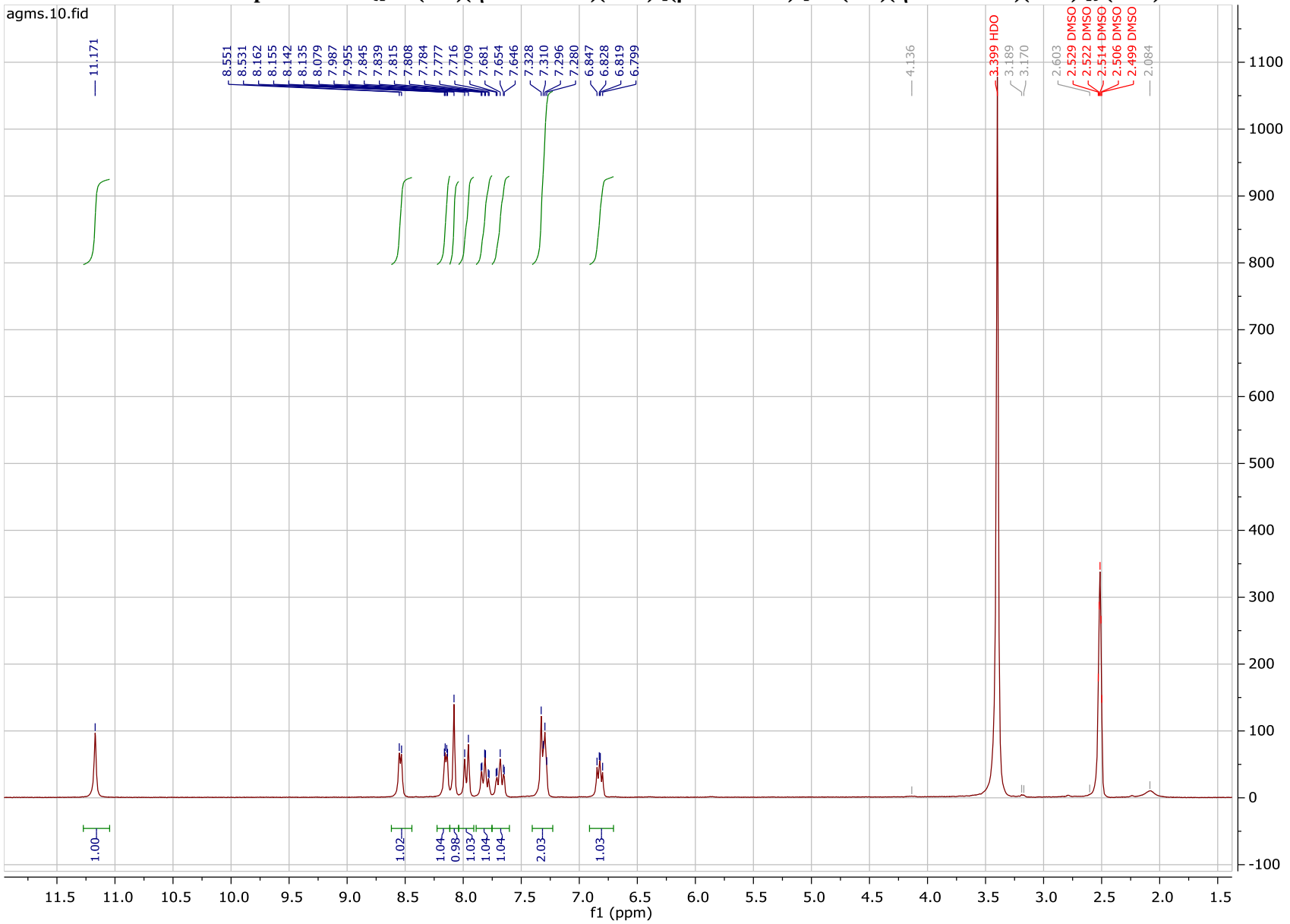

^{1}H NMR spectrum of {[Sm(HL)(η^2-CH_3COO)(H_2O)$_2$](μ-CH_3COO)$_2$[Sm(HL)(η^2-CH_3COO)(H_2O)$_2$]}·(NO_3)$_2$

